

# VIRTUAL FULL FACTORIAL EXPERIMENT IN THE SIMULATION OF A CONTINUOUS PROCESS SPD COMMERCIALY PURE TITANIUM WITH THE INFLUENCE OF FRICTION FACTOR

## ВИРТУАЛЬНЫЙ ПОЛНЫЙ ФАКТОРНЫЙ ЭКСПЕРИМЕНТ ПРИ МОДЕЛИРОВАНИИ НЕПРЕРЫВНОГО ПРОЦЕССА ИПД ТЕХНИЧЕСКИ ЧИСТОГО ТИТАНА С УЧЕТОМ ВЛИЯНИЯ ФАКТОРА ТРЕНИЯ

Leading Researcher, Dr. Semenov V.I.<sup>1,2</sup>, Prof., Dr. Huang S.-J.<sup>3</sup>, Prof., Dr. Shuster L.Sh.<sup>2</sup>, Assoc. Prof., Dr. Chertovskikh S.V.<sup>2</sup>

<sup>1</sup> Institute of Oil and Gas Technologies and Novel Materials, Ufa, Russia,  
semenov vi@rambler.ru

<sup>2</sup> Ufa State Aviation Technical University, Ufa, Russia  
okmim@ugatu.ac.ru, agrab@mail.ru

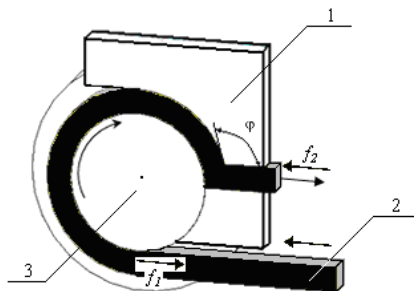
<sup>3</sup> National Taiwan University of Science and Technology, Taiwan, R.O.C.  
sgjghuang@mail.ntust.edu.tw

**Abstract:** With the use of computer modeling in the environment of the DEFORM-3D software, a virtual full factorial experiment has been conducted for the processing of commercially pure titanium by equal-channel angular pressing (ECAP) via the Conform scheme. In the course of the modeling, the effect of independent parameters (the rotation velocity of the working wheel, the friction factor on the lateral surfaces of the working wheel and the friction factor between the billet and the die) has been evaluated. As a result of the experiment, a regression equation has been obtained and the most important individual factors and their mutual combinations that influence the response parameter (strain intensity) have been identified.

**KEYWORDS:** COMPUTER MODELING, COMMERCIALY PURE TITANIUM, VIRTUAL FULL FACTORIAL EXPERIMENT, FRICTION FACTOR, STRAIN INTENSITY.

### 1. Introduction

Currently, there is interest in research aimed at enhancement of the strength of metals by microstructure refinement to a submicrocrystalline (SMC) size using severe plastic deformation (SPD) processing [1]. One of the SPD processing techniques is equal-channel angular pressing (ECAP) [2, 3] and its advanced modification - ECAP-Conform [4], which was developed to produce long-length billets with a bulk SMC structure and enables creating preconditions for practical implementation of SPD processing. Fig. 1 illustrates the principle of the ECAP-Conform process.



**Fig. 1.** Principle of an SPD technique - equal-channel angular pressing - Conform (ECAP-Conform): 1 - stationary die; 2 - billet; 3 - working wheel - punch

This process, based on structure refinement by SPD processing and implemented on an ECAP-Conform setup, is an effective way to increase the strength of metals and alloys. However, to produce long-length semi-products using this process, it is necessary to solve the problem caused by a revealed contradiction. This contradiction lies in the fact that to feed the billet in the deformation zone, it is necessary to use active friction force on the lateral surfaces of the working wheel, i.e. to have the maximum friction coefficient ( $f_1$ ). At the same time, to implement directly the deformation process and produce high-quality semi-products with a defect-free surface, it is required to ensure the lowest value of the friction coefficient ( $f_2$ ) in the deformation zone.

The use of fragmentary application of a lubricant only on those surfaces where it is necessary to have a low friction coefficient leads to lower productivity and mechanization of SPD processing. The processing, which is already not cheap, becomes even more

expensive. Thus, to improve the efficiency of SPD processing by the ECAP-Conform technique is necessary to find a compromise solution, which would enable the use of one option of preparation of the billet surface prior to deformation processing, able to ensure the feeding of the billet in the deformation zone and fabrication of semi-products of the required quality in the deformation process.

In scientific and practical activities, in particular, in the analysis of tribological systems, of significant importance are numerical methods for the study of complex processes, including computer modeling using the latest software products [5, 6]. The efficiency of the methods applied for modeling and solving of engineering problems grows significantly, if at the stage preceding the design of the actual manufacturing process, conditions are created to assess the influence of the most important independent parameters.

The application of mathematical methods is one of the most rational approaches to solving problems related to assessing the effectiveness of non-standard metal forming processes. In this regard, it seems reasonable to conduct numerical simulation using the planning of a virtual full factorial experiment (FFE) [7].

The advantage of FFE is the ability to describe the process in full compliance with the algorithm of physical experiment, taking into account the established assumptions. FFE is the most easily implementable method among the numerous methods of physical experiment. The aim of conducting the FFE is to obtain a linear mathematical model of the process, which will allow defining the future strategy for conducting a real experiment.

Thus, the purpose of modeling is to perform a virtual SPD processing by ECAP-Conform with the use of FFE, and to identify the rational processing velocity in combination with a universal preparation of the billet surface in the conditions of fabrication of long-length SMC semi-products.

### 2. Research procedure

In order to obtain more complete information about the studied dependencies, the authors used FFE when performing modeling. Experiment planning is a procedure of selecting the number and conditions of the experiments, which are necessary and sufficient to obtain a mathematical model of the process [8]. It is important to consider the following: a tendency to minimize the number of experiments; simultaneous variation of all variables that determine

the process; the choice of a clear strategy that allows making grounded decisions after each series of experiments. Prior to planning a full-scale experiment, it is necessary to gather additional information about the object under study, employing the skills and knowledge obtained in previous studies, or described in literature [9].

The planning of the experiment was conducted on the basis of the modeling of the processing of long-length semi-products from commercially pure titanium, using the ECAP-Conform technique. The principle of the device for ECAP-Conform is presented in Fig. 1.

The object of study is commercially pure titanium VT1-0, the rheological properties of which were entered when developing the numerical model [10].

For the purposes of numerical simulation, the standard application software package (ASP) *DEFORM-3D* was applied.

To perform the simulation and factorial experiment with the *DEFORM-3D* software, three-dimensional models were preliminarily created with the *Kompas-3D* software.

**Assumptions**

- 1) The material of the billet in the initial state is isotropic and has no initial stresses and strains;
- 2) The temperature of deformation is assumed to be 200°C;
- 3) The angle of the channels intersection is 120°;
- 4) The tool is absolutely rigid, and the geometry of the tool is taken into account automatically;
- 5) The initial billet material is assumed ductile;
- 6) The selected number of modeling steps is 100, taking into account a full passage of the billet through the die and obtaining a stable result;
- 7) The billet is divided into 43553 trapezoidal elements.

We believe that at the stage of preparation of the modeling task, the most significant factors influencing the fabrication of defect-free semi-products in the conditions of severe deformation at a temperature of 200° C are factors of friction (contact parameters) of the billet with different parts of the tool and the deformation velocity, conditioned by the rotation velocity of the working wheel. In this connection, it was decided to perform a virtual FFE using a two-level model with three unknown variable factors, followed by the formalization of the results in the form of a regression equation and the optimization of the selected factors.

Thus, as independent variables in the process of drawing with shear, characterizing the running of the process and its effectiveness from the point of view of the deformation force, we chose the friction factor from the upper and lower surfaces of the working wheel, which determines the efficiency of feeding of the billet in the deformation zone,  $f_1$  ( $X_1$ ), the friction factor from the forming tool parts,  $f_2$  ( $X_2$ ), the deformation velocity (the rotation velocity of the working wheel)  $V$  ( $X_3$ ). The deformation force  $P$  ( $Y$ ) was determined as the response parameter (dependent parameter).

The factors were varied at two levels. The variation intervals of the variable factors and their real-scale values are shown in table 1.

*Table 1. Factor levels*

Factors	$X_1$	$X_2$	$X_3$ ( $V$ , $m/min.$ )
Basic level ( $X_i$ )	0.50	0.50	20
Variability interval ( $\Delta X_i$ )	0.25	0.25	10
Upper level ( $x_i = 1$ )	1	1	30
Lower level ( $x_i = -1$ )	0	0	10

The number of experiments  $N$  was determined from the number of factors  $k$  in accordance with the formula:

$$N = 2^k = 2^3 = 8 \tag{1}$$

It is required to determine such values of  $f_1, f_2, V$ , at which the lowest deformation force  $P$  is ensured.

**3. Experimental results and discussion**

The mathematical model after the implementation of the full factorial experiments takes the following form:

$$y = b_0 + b_1x_1 + b_2x_2 + \dots + b_{12}x_1x_2 + b_{13}x_1x_3 + b_{23}x_2x_3 + \dots + b_{123}x_1x_2x_3, \tag{2}$$

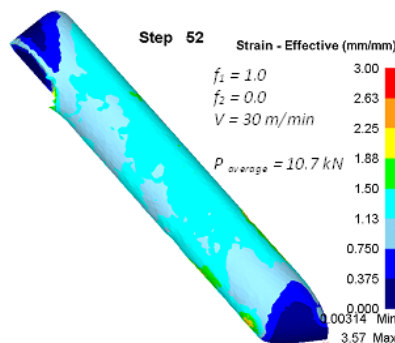
where  $b_i$  is the regression coefficient.

For calculating the coefficients of this model, the extended matrix of experiment planning and results has been used (table 2).

*Table 2. Extended matrix of plan 2<sup>3</sup> and results of experiments*

Experiment No.	$x_0$	$x_1$	$x_2$	$x_3$	$x_1x_2$	$x_1x_3$	$x_2x_3$	$x_1x_2x_3$	$Y$ (kN)
1	+	+	+	+	+	+	+	+	13.3
2	+	-	+	+	-	-	+	-	16.5
3	+	+	-	+	-	+	-	-	10.7
4	+	-	-	+	+	-	-	+	12.7
5	+	+	+	-	+	-	-	-	23.2
6	+	-	+	-	-	+	-	+	19.8
7	+	+	-	-	-	-	+	+	13.5
8	+	-	-	-	+	+	+	-	12.9

*Fig. 2 illustrates the solution of the problem of numerical simulation of the ECAP-Conform process, as a result of which the minimum deformation force has been obtained.*



*Fig. 2. The result of the simulation of the ECAP-Conform process: distribution fields of accumulated strain. Deformation force  $P_{average} = 10.7$  kN*

The regression coefficients were calculated using the formula:

$$b_i = \frac{\sum_{i=1}^N x_i y_i}{N}, \tag{3}$$

where  $i = 0, 1, 2, \dots, 8$ .

On the basis of the calculations, the following general form of a linear regression equation has been obtained:

$$y = 15.33X_0 - 0.15X_1 + 2.88X_2 - 2.03X_3 + 0.20X_1X_2 - 1.15X_1X_3 - 1.28X_2X_3 - 0.50X_1X_2X_3 \tag{4}$$

Equation (4) shows that the most significant influence on the deformation force is exerted by the friction factor in the sliding contact between the billet and the tool  $f_2$  ( $X_2$ ) and the deformation velocity  $V$  ( $X_3$ ). Moreover, it can be seen from the coefficients of the regression equation that the deformation force will decrease with an increase of both factors. A much smaller influence on the deformation force is exerted by the active friction factor  $f_1$  ( $X_1$ ) from the upper and lower surfaces of the working wheel which feeds the billet in the deformation zone. While the greatest and unidirectional influence is exerted by the factors  $X_2$  and  $X_3$ , it becomes possible to

select the option of universal preparation of the billet surface. It should be noted that double and triple mutual interactions have ambiguous interpretations, and therefore complex interactions should be analyzed separately and with reference to the specific operating conditions of a multicomponent system.

A priori, it can be stated that in the considered conditions the minimum value of the deformation force can be obtained at the optimal combination of the independent parameters adopted in this study.

It is of practical interest to solve the optimization problem dealing with defining the actual values of the independent parameters considered in the virtual experiment of numerical simulation and providing the minimum value of the deformation force when implementing ECAP-Conform. This task is solved by the "steepest ascent" method [6].

Steps in the variation of the factors were calculated in the real scale. For this purpose, we first identified the product of the coefficients with the corresponding intervals of factor variation, i.e.

$b_i \Delta X_i$ , then in proportion to these products steps were assigned. Using the values of  $b_i \Delta X_i$ , the steps in the variation of the factors were determined as follows. From the technological considerations, the step in the variation of the factor of friction from the upper and lower surfaces of the working wheel was selected ( $\Delta f_i = 0.05$ ). The steps for the other factors were derived from the following proportions:

$$\frac{b_1 \Delta X_1}{b_2 \Delta X_2} = \frac{\Delta_1}{\Delta_2}; \frac{b_1 \Delta X_1}{b_3 \Delta X_3} = \frac{\Delta_1}{\Delta_3}, \tag{5}$$

The sequence of the stages of the steepest ascent is presented in table 3.

Table 3. Steepest ascent

Factors	$X_1$ (the factor of friction from the upper and lower surfaces of the working wheel, $f_1$ )	$X_2$ (the factor of friction from the forming tool parts, $f_2$ )	$X_3$ (the deformation velocity $V$ , $m/min$ )	$Y$ (the deformation force $P$ , $kN$ )
$b_i$	0,25	-0,8	-0,2	
$b_i \Delta X_i$	0,125	-0,4	- 4,0	
Step	0,05	-0,16	- 1,6	
Step after rounding	0,05	-0,2	- 5,0	
Basic level ( $X_i$ )	0,5	0,5	20	
Mental experiment	0,45	0,3	15	
Practical experiment	0,45	0,3	20	13,20
Mental experiment	0,55	0,7	15	
Mental experiment	0,55	0,3	25	
Practical experiment	0,55	0,7	15	17,90
Mental experiment	0,45	0,7	20	
Mental experiment	0,55	0,3	20	
Practical experiment	0,55	0,3	30	12,20
Practical experiment	0,55	0,3	10	14,50

Some of the mental experiments were implemented in a computer model (Table 3). Experiment planning using the steepest ascent showed that under these conditions the deformation force will be minimum at high friction from the upper and lower surfaces of the working wheel ( $f_i \approx 1.00$ ), at the friction, tending to the minimum values, from the forming tool parts ( $f_2 \approx 0.00$ ), as well as at a high deformation velocity ( $V \approx 25 m/min$ ). If the indicated values of independent parameters are observed, it is possible to ensure the deformation force  $P \approx 10.7 kN$  (Fig. 2). However, the objective of the study was to provide SPD processing by ECAP-Conform with the minimum possible deformation force under the condition of a universal preparation of the billet surface.

By solving the inverse problem we were able to choose such an option of universal surface preparation and deformation force, at which the value of the deformation force  $P \approx 12.5 kN$ , which is quite acceptable, is achieved.

Here, it is necessary to ensure  $f_1 = f_2 = 0.3$  and the deformation velocity  $V \approx 30 m/min$ .

Fig. 3 shows the simulation results for the above values of variable factors in the context of the stated task of the study.

Thus, a universal preparation of the billet surface is possible, ensuring the minimum value of the deformation force. On this basis, for a practical implementation of processing of commercially pure titanium by ECAP-Conform, an option of preparing the billet surface can be proposed, combining a sub-lubricant layer and a technological lubricant.

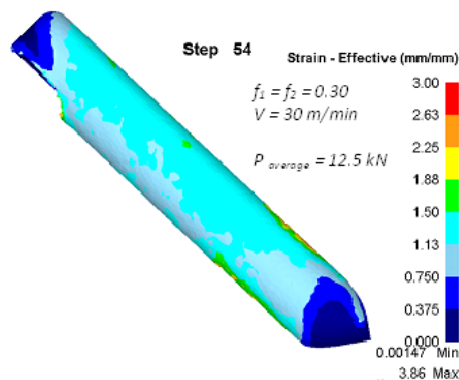


Fig. 3. The result of the simulation of the ECAP-Conform process after solving the inverse problem: the distribution field of accumulated strain. Deformation force  $P_{average} = 12.5 kN$ .

The rheological properties of such a combination would correspond to a material with a high shear stress in the area of the sliding contact. This assumption requires further research.

#### 4. Practical implementation of the obtained dates

To assess the correctness of the obtained simulation results and their possible use in a real process were made long length semi-finished products of commercially pure titanium. Installation for the

implementation of SPD by scheme ECAP-Conform represented in Fig. 4.




Fig. 4. The machine for continuous severe plastic deformation.

For practical implementations use sub-lubricant coating trinitraftorborate in combination with a graphite lubricant on the basis of the polymer and isopropyl spirit for practical implementations use sub-lubricant coating trinitrotoluene in combination with a graphite lubricant on the basis of the polymer and isopropyl spirit. This combined preparation of the billet surface allows providing a coefficient of friction in the region of 0.25 - 0.3 and high shear stress in the lubricating layer in the process according to the scheme of ECAP-Conform. The deformation velocity was 30 m/min.

In Fig. 5 show the semi-finished products of commercially pure titanium after ECAP-Conform. Analysis of semi-finished products showed that the proposed preparation of the workpiece surface ensures the production of defect-free products with the desired surface quality.



Fig. 5. Produced semi-finished products

## Conclusions

1. As a result of a virtual full factorial experiment, it has been established that the most significant influence on the deformation force is exerted by the friction factor in the sliding contact between the billet and the tool  $f_2$  ( $X_2$ ) and the deformation velocity  $V$  ( $X_3$ ). It has also been found that the active friction factor  $f_1$  ( $X_1$ ) from the

upper and lower surfaces of the working wheel, which feeds the billet in the deformation zone, has a much smaller influence.

2. The virtual full factorial experiment, conducted using the steepest ascent method in the process of numerical simulation, has allowed us to determine the numerical values of friction factors from the upper and lower surfaces of the working wheel,  $f_1$  and from the forming parts of the tool,  $f_2$ , which are universal for the SPD processing of commercially pure titanium by the ECAP-Conform technique.

3. For a practical implementation of processing of commercially pure titanium by ECAP-Conform, an option of preparing the billet surface can be proposed, combining the application of a sub-lubricant layer and a technological lubricant.

## Acknowledgements

The authors acknowledge gratefully the financial support allocated for research in the framework of the joint Russian-Taiwanese research project RFBR-MOST No. 15-58-52015 NNS\_a and MOST- 104-2923-E-011-003-MY3.

## References

- [1] R.Z. Valiev, *Bulk Nanostructured Metallic Materials: Production, Structure and Properties*. Moscow: Akademkniga Pub, 2007. – 398 p. (in Russian).
- [2] V.M Segal, V.I. Reznikov, V.I. Kopylov, et al. *Processes of Plastic Structure Formation in Metals*/Minsk: Nauka i Tekhnika, 1994. 232 p. (in Russian).
- [3] Segal V.M. *Engineering and commercialization of equal channel angular extrusion*//Mater. Sci. Eng. A. – 2004; V. 386.P. 269 – 276.
- [4] G.I. Raab, R.Z. Valiev, *Equal-channel angular pressing*/Izvestiya Vuzov. Tsvetnaya Metallurgiya -2000 – Vol. 5, p.50-53 (in Russian).
- [5] S. Petrović Savić, D. Adamović, G. Devedžić, B. Ristić, A. Matić *Contact Stress Generation on the UHMWPE Tibial Insert*//Tribology in Industry, Vol. 36, No. 4 (2014) 354-360.
- [6] A. Belhocine, A.R. Abu bakar, M. Bouchetara *Numerical Modeling of Disc Brake System in Frictional Contact*//Tribology in Industry, Vol. 36, No. 1 (2014) 49-66.464
- [7] F.S. Novik, Ya.B. Arsov, *Optimization of Processes in Technology of Metals by Experiment Planning Methods*. Moscow: Mashinostroenie; Sofia: Tekhnika. 1980. 304 p. (in Russian).
- [8] Yu.P. Adler, *Pre-planning of Experiments*. Moscow: Znanie. 1978. 72 p. (in Russian).
- [9] Yu.P. Adler, *Introduction to Experiment Planning*. Moscow: Metallurgiya. 1969. 158 p. (in Russian).
- [10] P.I. Polukhin, G.Ya. Gun, A.M Galkin, *Resistance to Plastic Deformation of Metals and alloys*. Moscow: Metallurgiya. 1976. 486 p. (in Russian).